



## KENYA TRADE NETWORK AGENCY (KENTRADE)

*Trade Made Simple*

---

### NATIONAL ELECTRONIC SINGLE WINDOW SYSTEM- KENTRADE PREPAYMENT SERVICE

#### Prepayment Procedure

1. Dial \*222# and select 'Make Payment'.

**1 Carrier info**

Welcome to eCitizen

- 1. Make Payment
- 2. GOK Flood Relief
- 3. Inua Jamii
- 4. Housing
- 5. Tax Payment(KRA)
- 6. Check Payment
- 0. Exit1

Cancel Send

2. Under Make Payment menu Select 'Enter service code'

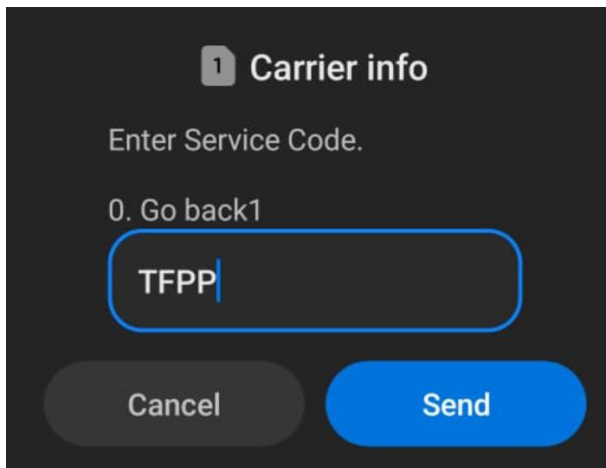
**1 Carrier info**

Make Payment

- 1. Enter Invoice Number
- 2. Enter Service Code
- 3. KICC Entry
- 0. Back1

Cancel Send

3. Enter service code for the KenTrade Prepayment service. The service code is 'TFPP'



1 Carrier info

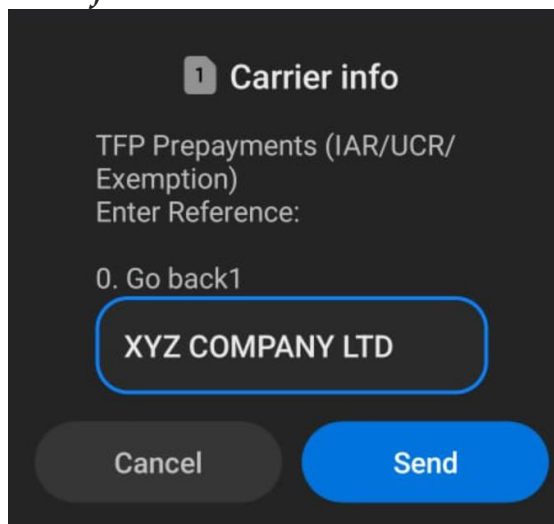
Enter Service Code.

0. Go back1

TFPP

Cancel Send

4. Enter reference (name of client or any other reference)  
**NB. We humbly request that clients capture the company name as the reference number.**



1 Carrier info

TFP Prepayments (IAR/UCR/Exemption)

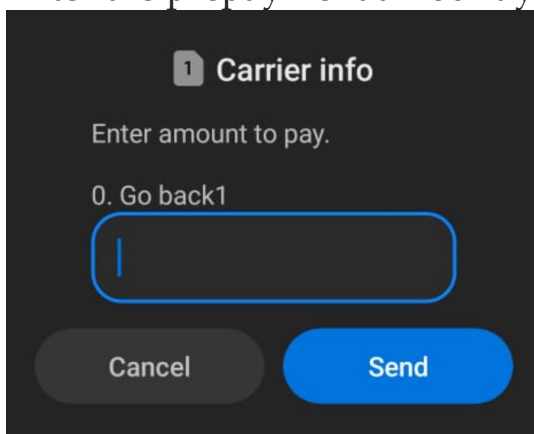
Enter Reference:

0. Go back1

XYZ COMPANY LTD

Cancel Send

5. Enter the prepayment amount you wish to pay



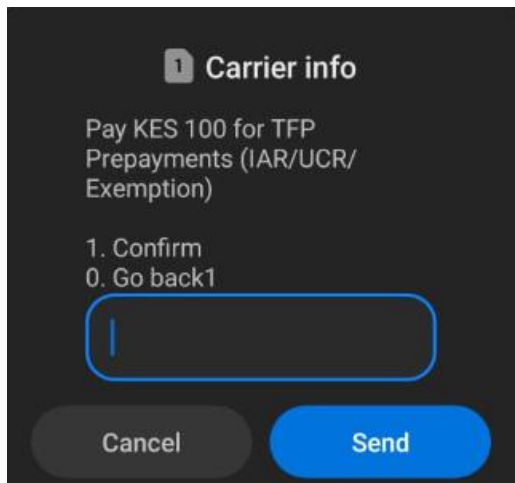
1 Carrier info

Enter amount to pay.

0. Go back1

Cancel Send

## 6. Confirm



## 7. An M-pesa prompt will be sent to your phone to complete the payment

